



MIG-H8 is the latest Magnimage large video console with a high performance CPU whose processing performance is very powerful. Equipped with two 18.5-inch HD touch screens, which can easily switch among inputs and outputs, setup layers, target scene and real time target presets monitoring seamlessly.

With MIG-H8, you can save 300 presets; T-BAR switching, multiple switching effects optional; controlling multiple switchers such as MIG-V8, MIG-V6 and MIG-V5; it is a perfect video control device for large conferences, interactive performances, concerts and other activities.

▮ Features

- ▮ Two pcs 18.5-inch HD capacitance touch screens
- ▮ Supports save 300 user presets with custom OLED Tags
- ▮ Supports multiple control methods like touch screen, keyboard & mouse, console keys
- ▮ Real time monitoring of input, output and preset in console
- ▮ T-BAR switching, multiple switching effects can be selected
- ▮ Two independent gigabit network ports, one for master control system and one for IP monitoring
- ▮ The USB port is used to connect other external accessories, such as mouse, keyboard, U disk, etc
- ▮ Supports external two monitors, supports external DVI signal switch to display on console touch-screen
- ▮ It can work with single or multiple MIG-V8, MIG-V6 and MIG-V5

Control table

Preset area

The preset keys 1-30 cooperates with the edit keys in the area to save, load, delete, turn page, rename presets of the program output and aux output.

Touch screen

The operation interface of the console can be displayed on the left and right screen, which can adjust various menu parameters and input/ output images in real time.

Switching area

The switch between preview and output can be realized through T-BAR, CUT and TAKE; MAIN and AUX keys controlling whether the operation is to switch the program output, the aux output or at the same time; Output image freeze, quick black screen, lock console keys.

Output area

Cooperates with the console menu, the corresponding program output, aux output and aux loop can be quickly selected.

Layer selection area

Cooperates with the console menu, we can quickly add and delete; top or bottom; quick full screen and chroma key the corresponding layers in the preview of the program output and aux output.



Functional area 1

Cooperates with number keys, we can quickly modify the size and location of the layer.

Input signal selection area

One-to-one correspondence with the input of the switcher.

Functional area 2

Cooperates with number keys, we can quickly modify the size and location of the layer.

Light interface

supports 2 lights for lighting.

LAN and USB 1-3 ports

Two independent LAN ports for gigabit network, one is for main control system, another one for IP real-time monitoring. External keyboard, control MIG-H8 via mouse, external U disk for upgrading controller software.



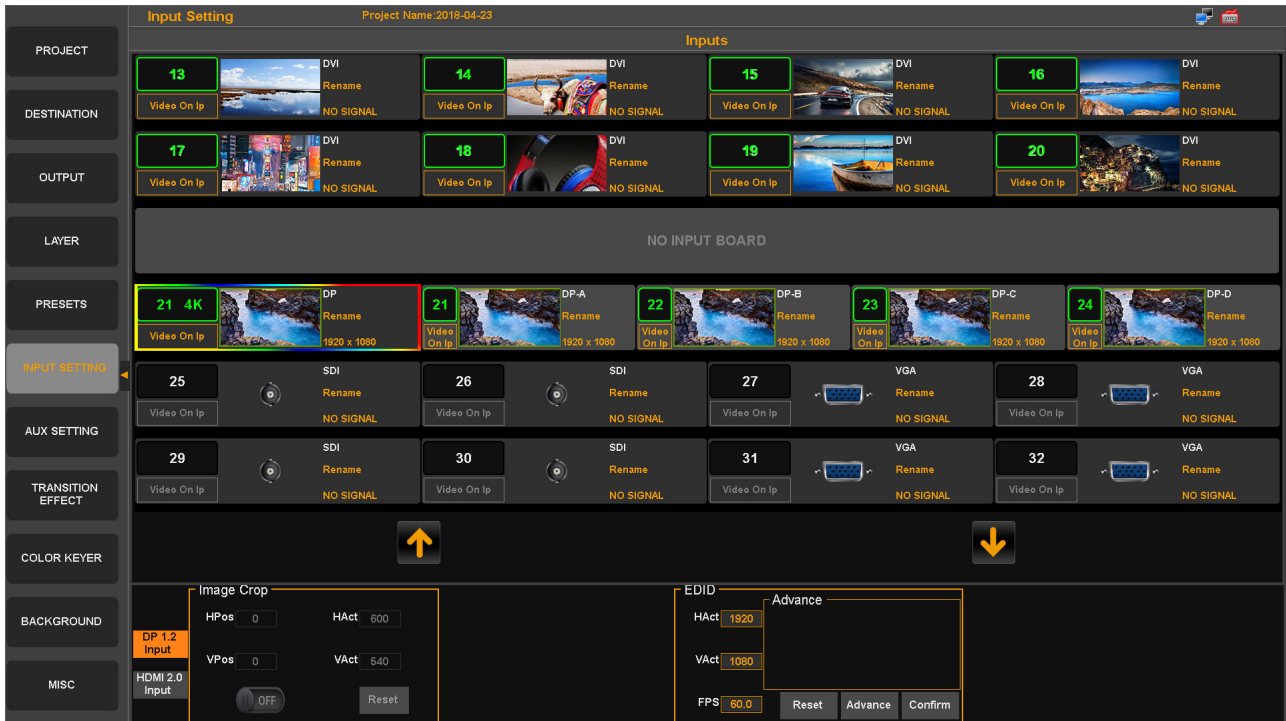
DVI port, USB4-6 and DIP switch

DVI output: external 2 monitors to show controller operation interface;
DVI input: external DVI input signal can display on the controller touch screen via this port;
USB port : Driver port for two touch screen and controller keys;
DIP Switch: Switch the signal from internal controller or external controller, default state signal from internal controller.
This area is designed for controller backup.

Controller port and switch

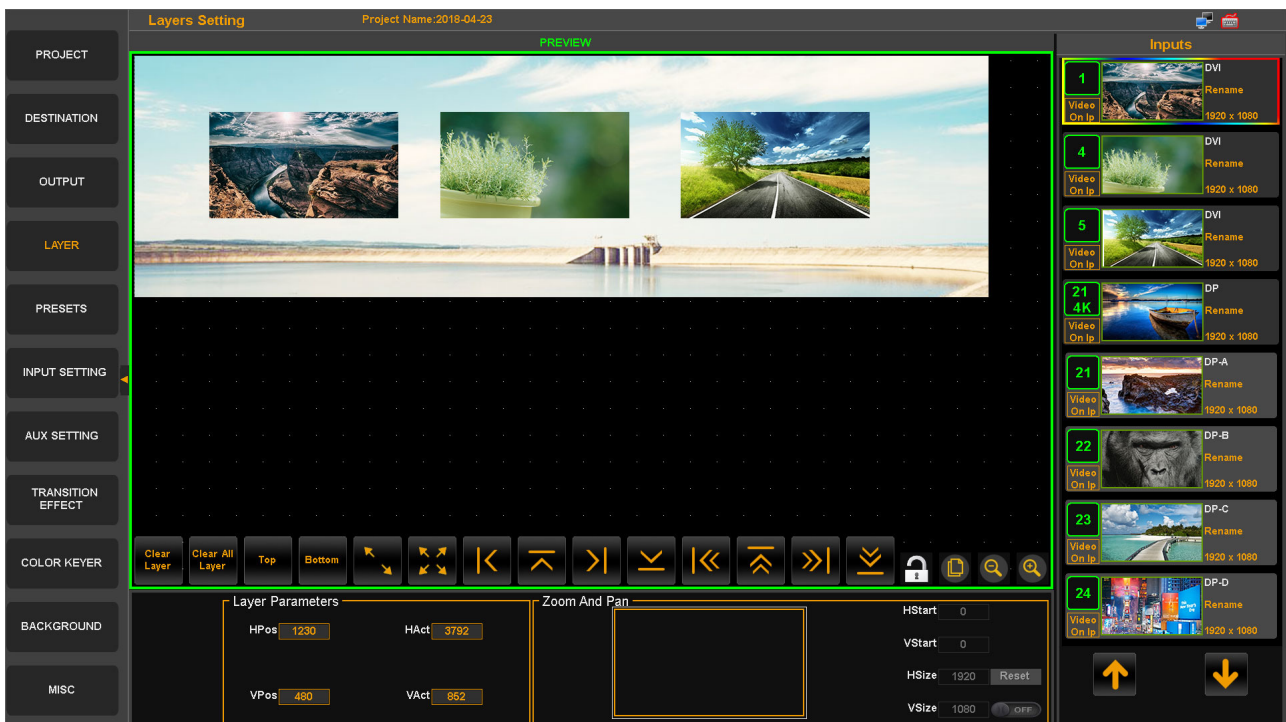
Preview input signal real time

Under INPUT interface, monitor all input signals, backup all input signal name, and modify EDID information and image crop.



Modify the size of layers

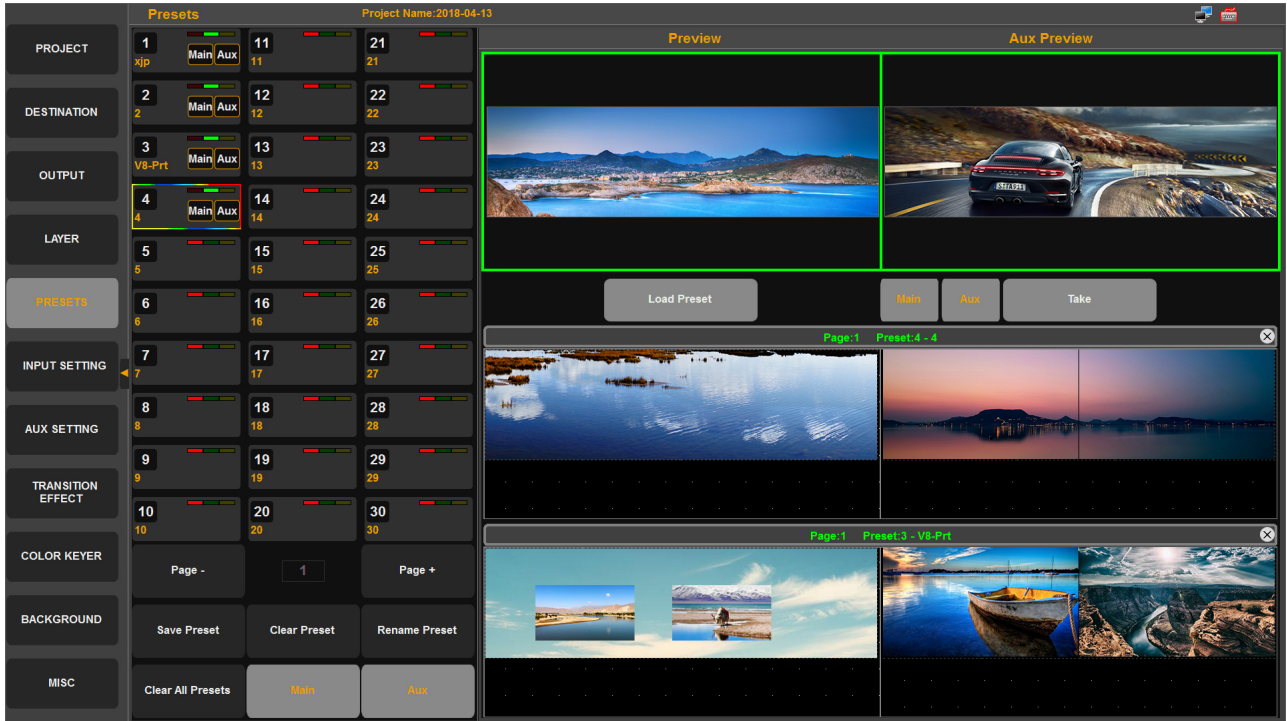
Under LAYER interface, works with controller buttons to modify the size, ZOOM and position of layers via clicking and dragging .



Visual control platform software

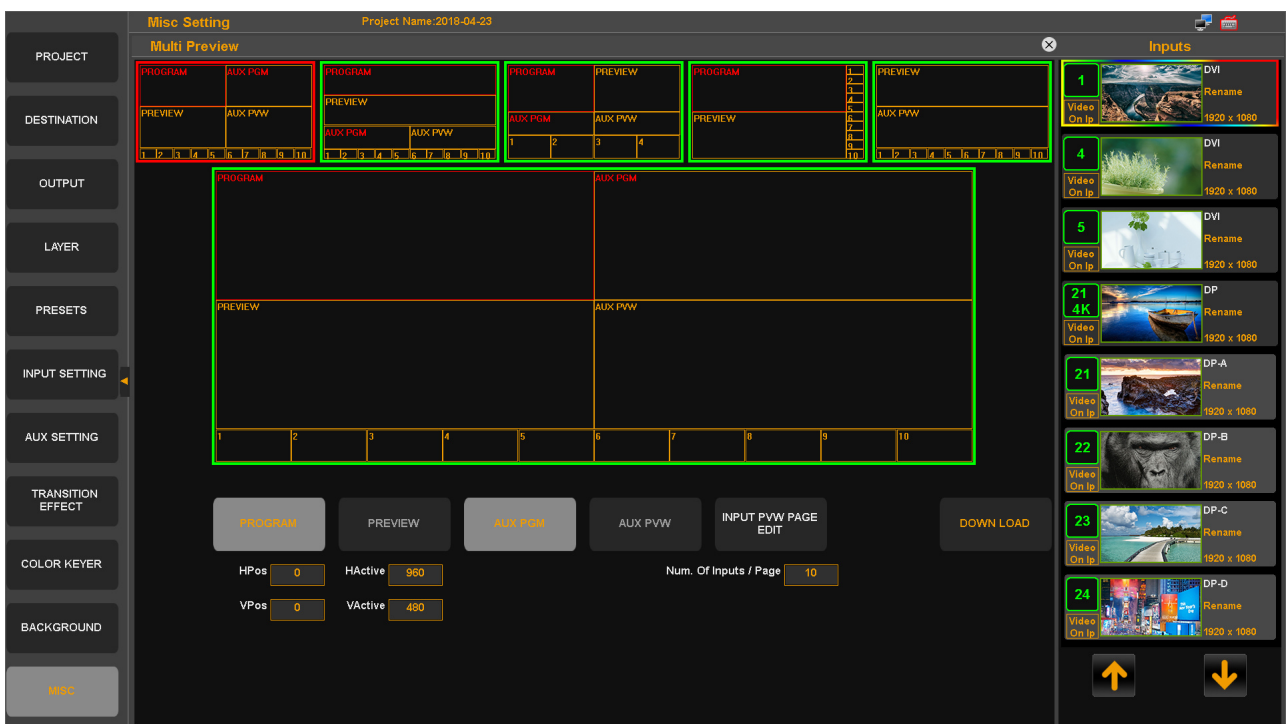
Save, Load and Monitor presets

Under PRESETS interface, save and load presets, included main output Preview and Aux Preview. Besides that, provide 2 areas for Live preview, support to drag the preset to this area to monitor directly.

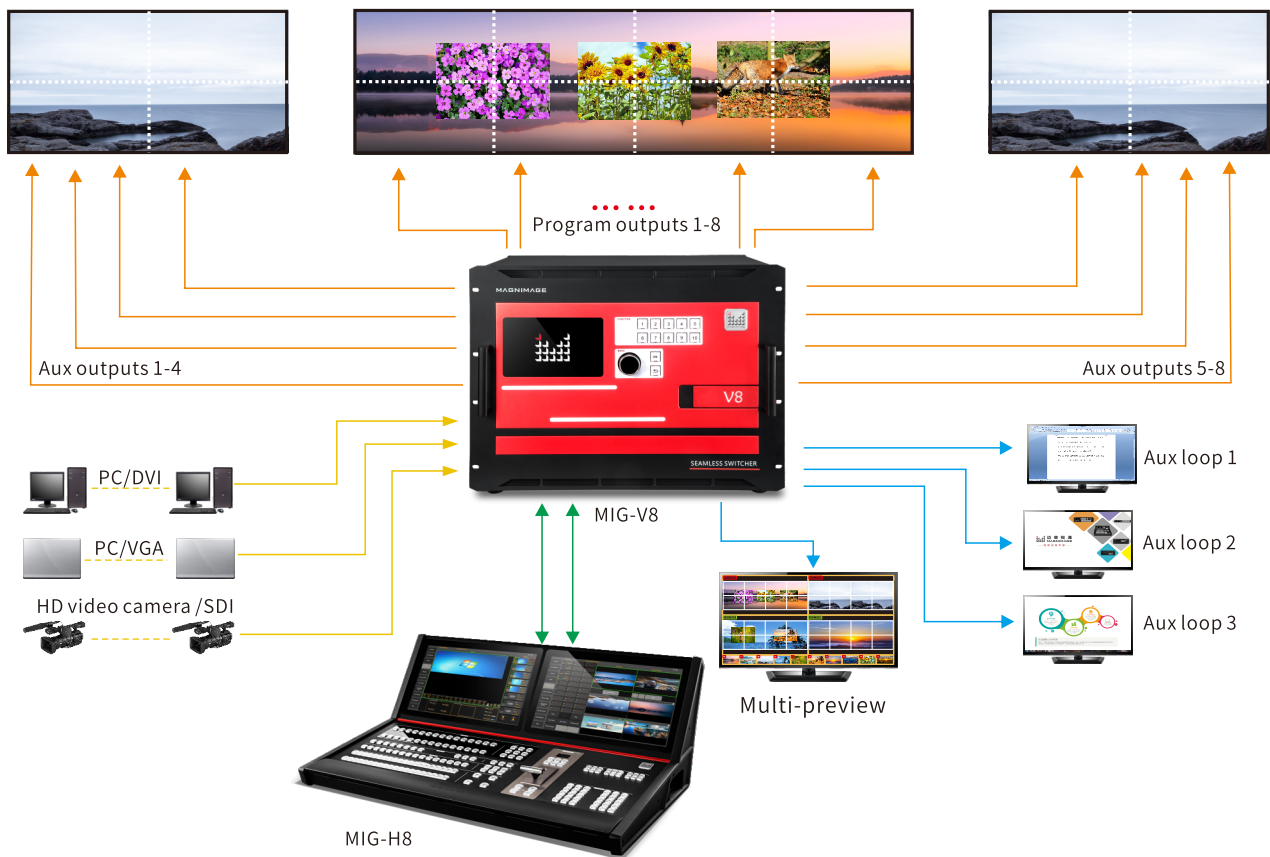


Customized multi-preview interface

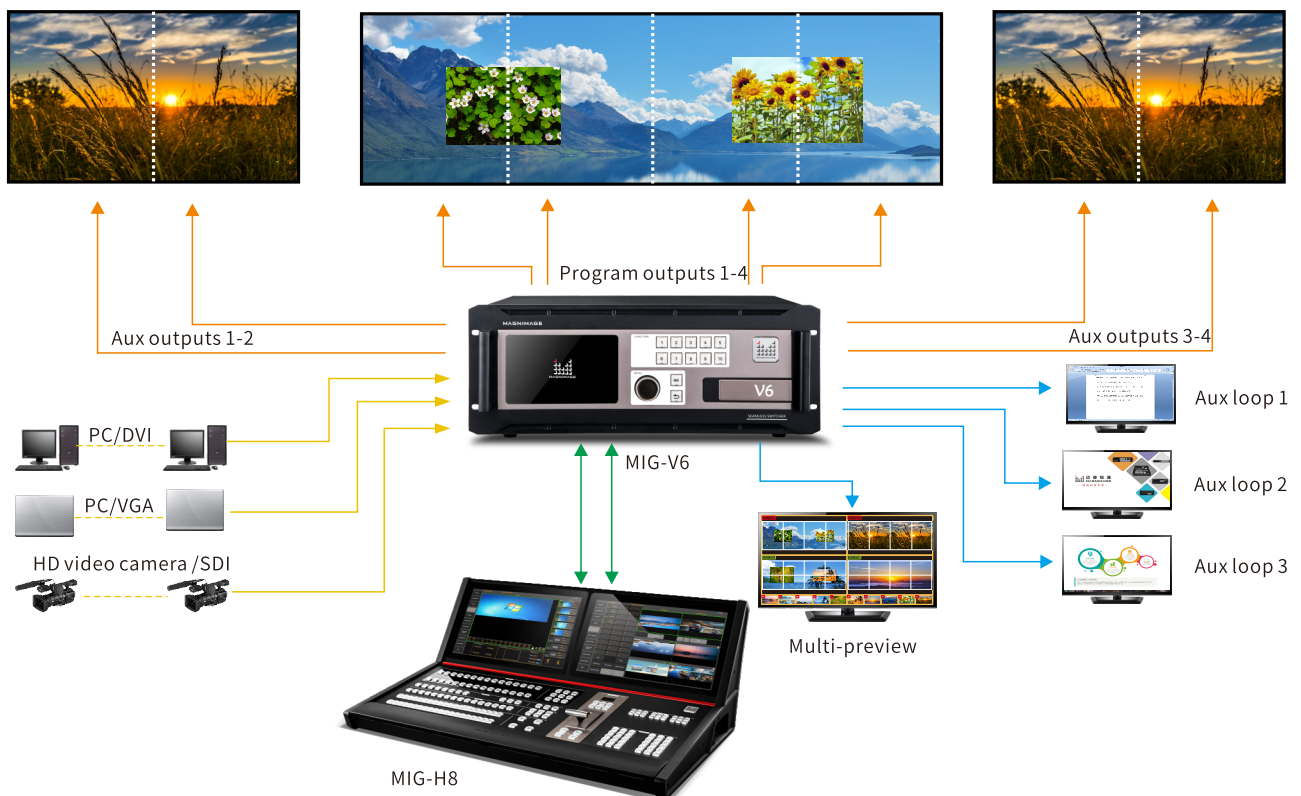
For the multi-preview function of V8, V6, in the AUX preview page of the MISC(console menu), there are preview for program outputs, program outputs preview, AUX outputs, AUX outputs preview and input signals, totally 5 basic modules. Users can set these module to any size and position, on or off to realize customize multi-preview setup. Besides, there are 4 templates of the multi-preview, as quick options.



H8 cooperates with V8



H8 cooperates with V6



Specification

Input power supply	100~240V AC 50/60Hz
Power consumption	120w
Overall dimension	953.9×617.3×369.5mm
Net Weight	31.5Kg



Shenzhen Magnimage Technology Co., Ltd.

Address: 8F, Bld. F5, TCL International E City, #1001
Zhongshan Park Road, Nanshan, Shenzhen, China, 518052
Tel: 0755-8664 7651 Fax: 0755-8664 7650
Website: www.magnimage.com